

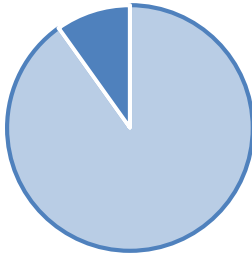


Mission & Service Giving in 2016

March 22, 2017

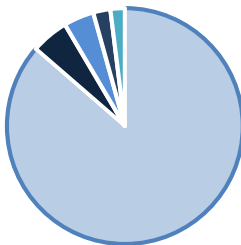
We give THANKS for the enormous generosity of the people and congregations of The United Church of Canada for Mission & Service.

Giving: By Destination



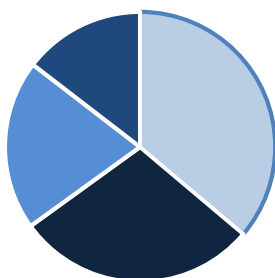
- Giving to the Mission & Service "Unified Fund" (Congregational, UCW, Direct, and Planned giving: 25,322,586)
- Designated for specific Mission & Service Partners: 2,773,833

Sources of Gifts to the Mission & Service "Unified Fund"



- Congregational Giving: 21,869,305
- UCW Giving: 1,304,134
- Wills and Planned Gifts: 1,053,168
- United Church Foundation: 596,030
- Direct Gifts From Individuals: 499,950

Sources of Designated Gifts to Mission & Service Partners

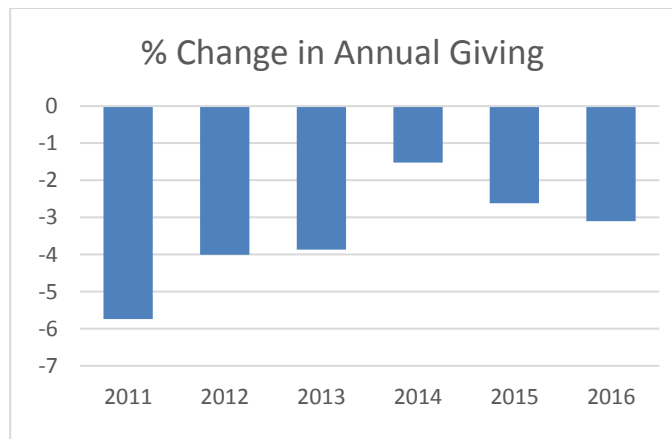


- Congregations and Individuals Including Foundation: 1,002,635
- Wills and Planned Gifts: 801,586
- Emergency Appeals: 565,540
- Gifts With Vision: 404,070

OUR GIFTS FOR MISSION & SERVICE IN 2016 SUPPORTED

- Launch of Embracing the Spirit with 67 innovation grants
- 64 community ministries across Canada
- 36 chaplaincies on campus and in hospitals
- Theological education at 7 theological schools
- 20 Canadian ecumenical networks
- 11 Healing Fund projects
- 19 Justice and Reconciliation projects
- 74 Vision Fund projects with youth
- Grants for 84 congregations
- Support to all 13 Conferences and operating grants for 11 Conferences
- 94 United Church global partners in 22 countries

	2015	2016	\$ Change	% Change
Congregational and Direct Giving	23.65 M	22.97 M	-0.68M	-2.9
UCW Giving	1.34M	1.30M	-0.04M	-3.0
Planned Giving	2.10 M	1.05M	-1.05M	-50
TOTAL UNIFIED FUND	27.09 M	25.32M	-1.77M	-6.5
DESIGNATED GIVING SPECIFIC PARTNERS	2.36 M	2.77M	+0.41M	+17.4
TOTAL GIVING	29.45 M	28.09M	-1.35M	-4.6

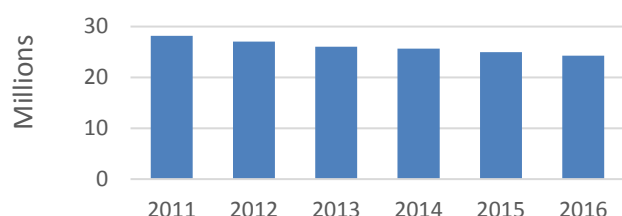


MISSION & SERVICE UNIFIED FUND CONTRIBUTIONS: ANNUAL GIVING

YEAR	from CONGREGATIONS	from UCW	for WDR	TOTAL	\$ CHANGE	% CHANGE
2011	26,002,467	1,694,397	454,092	28,150,956	-1,615,445	-5.4
2012	25,119,725	1,694,397	303,493	27,066,757	-1,084,199	-3.8
2013	24,218,123	1,643,538	270,840	26,057,500	-1,009,257	-3.7
2014	23,915,249	1,462,839	288,556	25,666,644	-390,856	-1.5
2015	23,322,176	1,344,122	288,684	24,993,875	-672,769	-2.6
2016	22,752,123	1,304,134	213,161	24,269,418	-724,457	-2.9

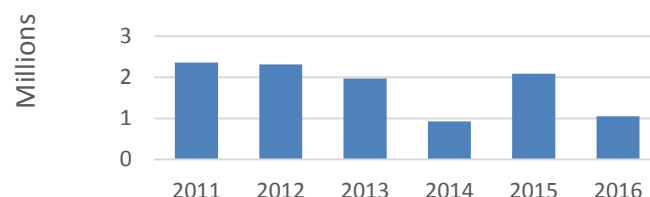
Annual Giving:

Congregational, UCW, Direct



Planned Giving:

Bequests, Life Insurance Policies, and Other Planned Gifts



MISSION & SERVICE RESULTS IN DETAIL: ANNUAL GIVING AND PLANNED GIVING

	2011	2012	2013	2014	2015	2016	% change over 5 years
Alberta and Northwest Conference	2,705,739	2,489,561	2,549,575	2,557,707	2,455,214	2,498,246	-7.7
All Native Circle Conference	5,039	4,737	6,567	4,885	4,502	1,966	-61.0
Bay of Quinte Conference	2,993,375	2,745,660	2,684,470	2,527,910	2,476,548	2,401,270	-19.8
British Columbia Conference	2,209,715	2,114,010	2,013,180	2,100,454	1,929,497	1,909,626	-13.6
Hamilton Conference	3,356,999	3,378,922	3,160,338	3,024,070	2,943,187	2,874,101	-14.4
London Conference	2,743,007	2,635,883	2,496,018	2,478,632	2,394,875	2,326,359	-15.2
Manitoba and NW Ontario Conference	1,721,797	1,715,047	1,710,574	1,638,704	1,593,556	1,518,198	-11.8
Manitou Conference	400,130	441,288	388,442	376,378	363,289	394,962	-1.3
Maritime Conference	3,198,394	3,096,458	2,985,012	2,949,826	2,808,871	2,761,238	-13.7
Montreal and Ottawa Conference	1,748,342	1,574,028	1,522,582	1,494,600	1,435,293	1,388,553	-20.6
Newfoundland and Labrador Conf.	717,409	693,645	709,991	697,245	662,353	662,398	-7.7
Saskatchewan Conference	1,416,472	1,570,537	1,330,008	1,349,977	1,479,355	1,244,292	-12.2
Toronto Conference	3,850,673	3,756,438	3,610,782	3,382,423	3,250,104	3,192,229	-17.1
Total Conference Results	27,067,091	26,216,214	25,167,539	24,582,811	23,799,644	23,173,438	-14.4
Direct Gifts From Individuals	1,004,485	820,287	820,530	826,900	755,365	*499,950	
United Church Foundation	79,380	30,258	69,431	256,931	441,864	596,030	
Total	28,150,956	27,066,759	26,057,500	25,666,644	24,993,875	24,269,418	
Bequest gifts allocated to M&S	2,360,000	2,321,000	1,971,000				
Gifts from wills and other planned gifts				938,066	2,096,920	1,053,168	
GRAND TOTAL	30,510,956	29,387,759	28,028,500	26,604,710	27,090,795	25,322,586	-17.0

*in addition \$194,615 was given directly and credited to a congregation's Mission & Service giving